

# Aeorema Communications

**AEO** 57.5p ▼ **-0.5 -0.9%**

Market Cap  
Enterprise Value  
Revenue  
Position in UK Edition

£5.03m  
£3.57m  
£4.14m  
11153rd

Value 67  
Quality 81  
Momentum 63  
StockRank™ **80**

Zoom 1w 1m 6m YTD **1y** 3y 5y All



### Momentum

Relative Strength (%)		
1m	-12.3%	●
3m	-32.5%	●
1yr	+208.4%	●
Volume Change (%)		
10d v 3m	-23.4%	●
Price vs... (%)		
52w High	-37.2%	●
50d MA	-12.5%	●
200d MA	+2.04%	●

### Growth & Value

12m Forecast Rolling		
PE Ratio (f)	8.58	■
PEG Ratio (f)	0.64	■
EPS Growth (f)	15.5 %	■
Dividend Yield (f)	3.83 %	■
Valuation (ttm)		
Price to Book Value	3.09	■
Price to Tang. Book	3.98	■
Price to Free Cashflow	7.45	■
Price to Sales	1.22	■
EV to EBITDA	7.05	■

### Margin of Safety (beta)

Broker Target	57%
Relative to Sector	36%
Graham Formula	125%
Stability Value (EPV)	-49%

### Screens Passed

AEO doesn't qualify for our screens.  
Find out why: [View Checklists](#)

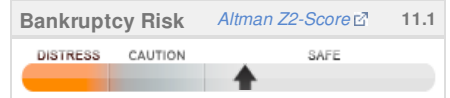
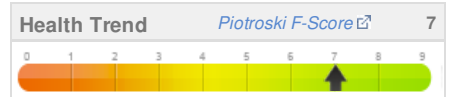
### Quality

Return on Capital	28.9 %	■
Return on Equity	25.0 %	■
Operating Margin	11.4 %	■

### Financial Summary

Balance Sheet · Income Statement · Cashflow

Year End 30th Jun	2008	2009	2010	2011	2012	2013	TTM	2014E	2015E	CAGR / Avg
Revenue	£m 1.57	1.27	1.81	2.15	2.84	3.99	4.14	4.20	4.50	<b>+20.6%</b>
Operating Profit	£m -0.62	-0.27	-0.018	-0.093	-0.038	0.31	0.47			
Net Profit	£m -0.53	-0.25	0.051	-0.11	-0.086	0.27	0.37	0.50	0.60	
EPS Reported	p -5.41	-2.52	0.64	-1.38	-0.49	3.25	4.21			
EPS Normalised	p -1.79	-2.52	0.64	-1.19	-0.49	2.76	4.21	5.80	6.70	
EPS Growth	%						<b>+52.2</b>	<b>+110</b>	<b>+15.5</b>	
PE Ratio	x					20.8	13.7	9.91	8.58	
PEG	x					0.19	0.13	0.64	0.53	
Profitability										
Operating Margin	% -39.0	-21.2	-1.0	-4.3	-1.3	7.6	11.4			-9.9%
ROA	%		-13.7	3.1	-6.7	-2.2	12.0	14.3		
ROCE	% -37.1	-21.1	-1.4	-7.6	-3.1	20.3	28.9			-8.3%
ROE	%		-16.8	3.9	-8.6	-3.2	20.6	25.0		-0.9%
Cashflow										
Op. Cashflow ps	p 0.021	0.14	-1.68	-1.04	3.33	9.85	8.59			<b>+244.1%</b>
Capex ps	p 1.29	0.85	0.47	0.60	0.18	0.60	0.90			<b>-14.2%</b>
Free Cashflow ps	p -1.27	-0.72	-2.14	-1.64	3.16	9.26	7.70			
Dividends										
Last ex-div: 23rd Oct, paid: 29th Nov <a href="#">more...</a>										
Dividend ps	p						1.90	2.20		
Dividend Growth	%							<b>+15.8</b>		
Dividend Yield	%						3.30	3.83		
Dividend Cover	x						3.05	3.05		
Balance Sheet										
Cash etc	£m 0.99	0.84	0.64	0.53	0.76	1.58	1.47			<b>+9.9%</b>
Working Capital	£m 1.08	0.75	0.76	0.73	0.77	1.05	1.17			<b>-0.6%</b>
Net Fixed Assets	£m 0.15	0.17	0.18	0.13	0.086	0.086	0.098			<b>-9.6%</b>
Net Debt	£m -0.99	-0.84	-0.64	-0.53	-0.76	-1.58	-1.47			
Book Value	£m 1.65	1.27	1.29	1.22	1.22	1.50	1.63			<b>-1.8%</b>
Average Shares	m 9.80	9.78	7.96	7.84	7.90	8.61	8.78			<b>-2.6%</b>
Book Value ps	p 16.8	15.1	16.5	15.5	15.2	18.7	20.3			<b>+2.1%</b>



Earnings Manipulation Risk **LOW**



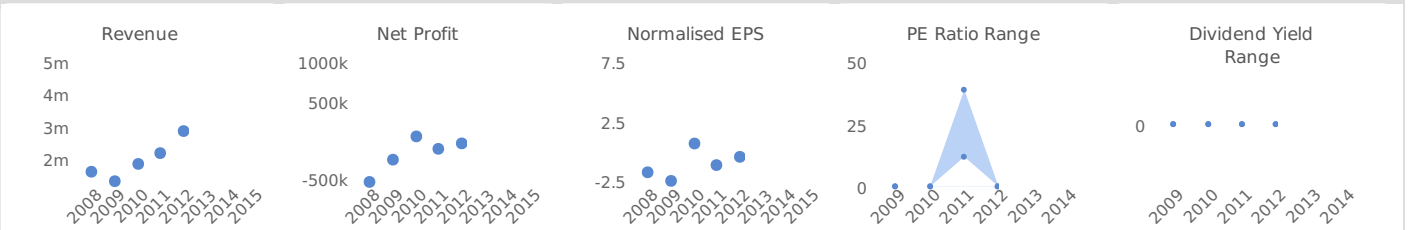
### Other Ratios

Leverage (ttm)		
Gross Gearing	% 0.000	0.000
Net Gearing	% -90.1	-116.1 ●
Cash / Assets	% 58.6	●
Liquidity (ttm)		
Curr. Ratio	2.34 ●	Asset Turnover 1.61
Quick Ratio	2.33 ●	Rec's Turnover 7.04
Interest Cov.	100.0 ●	Stock Turnover 934.6

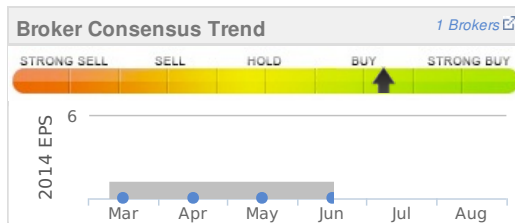
### Recent History

Latest interim period (ended 31st Dec '13) vs. prior year		
Sales Growth	8.59 %	■
EPS Growth	224.7 %	■
3yr Compound Annual Growth Rate		
Sales Growth	30.2 %	■
EPS Growth	63.6 %	■
DPS Growth	n/a %	■


### Graphical History Current Fiscal Year 2014



Broker Forecasts	30th Jun 2014			30th Jun 2015		
Price Target: <b>90.0</b> (+56.51% above Price)	Net Profit	EPS	DPS	Net Profit	EPS	DPS
Est. Long Term Growth Rate: n/a	(£)	(p)	(p)	(£)	(p)	(p)
<b>Consensus Estimate</b>	<b>500k</b>	<b>5.80</b>	<b>1.90</b>	<b>600k</b>	<b>6.70</b>	<b>2.20</b>
<b>1m Change</b>	-	-	-	-	-	-
<b>3m Change</b>	-	-	-	-	-	-



**Profile Summary** [Home Page](#) · [News Releases](#) · [Investor Relations](#) · [Financial Information](#) · [Corporate History/Profile](#) · [Executives](#) · [Products/Services](#)


 Aeorema Communications Plc, formerly Cheerful Scout Plc, is a United Kingdom-based company. The Company is a consultancy that specializes in devising and delivering corporate communication solutions. It uses story-telling to engage audiences. The Company operates in three business segments: On Screen, DVD and Interactive and Events. Its works include The Fortune Teller for Allen and Overy, Success is in the detail for Deloitte, Global conference films for BP and Payments for Parents COI. During the fiscal year ended June 30, 2010 (fiscal 2010), it established a new corporate events division. From July 2010, the Company integrated the DVD subsidiary into On Screen division. As of June 30, 2010, it also held 60% interests in Business Data Interactive Limited. In March 2012, the Company acquired ST16 Limited. In December 2012, the Company disposed ST16 Limited.

**Directors:** Gary Fitzpatrick (CEO), Peter Litten (VCH), Steven Quah (EDR) 49, Michael Hale (NEC), Stephen Garbutta (NED), Richard Owen (NED) 66,

**No. of Employees:** 20

**No. of Shareholders:** 0

<b>Last Annual</b>	June 30th, 2013	<b>Sector</b>	Consumer Cyclicals
<b>Last Interim</b>	December 31st, 2013	<b>Industry</b>	Media & Publishing
<b>Shares in Issue</b>	8,750,500	<b>Index</b>	FTSE Intl-aim All Share
<b>ISIN</b>	GB00B4QHH456	<b>Exchange</b>	London Stock Exchange (AIM)
		<b>Eligible for</b>	an ISA? <input checked="" type="checkbox"/> a SIPP? <input checked="" type="checkbox"/>



**Address** Moray House,23-31 Great Titchfield Street, LONDON, W1W 7PA, United Kingdom

**Web** <http://www.cheerfulscout.com/>

**Phone** +44 20 72910444

**Contact** ()

**Auditors** Baker Tilly

**AEO Quote**

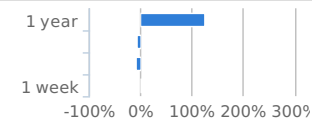
**AEO Share Price**  
GBp  
**57.5p**

**Day's Change**  
**▼ -0.5 -0.9%**

Traded 12:51pm · Minimum 15 min delayed · NMS: 2.00k

<b>Volume</b>	9,500	<b>Bid - Ask</b>	56.0 - 59.0	<b>Low - High</b>	0.0 - 0.0	<b>Spread</b>	522bps
<b>Avg Vol (3m)</b>	43,375	<b>Open - Close</b>	58.0 - 57.5	<b>12m Range</b>	0.0 - 0.0	<b>Beta</b>	1.07

**AEO Share Price Performance**



**Latest AEO News Announcements** (delayed) [More »](#)

Mon 7:00am	<a href="#">Trading Statement</a>
22nd Jul	<a href="#">Issue of Equity</a>
27th Jun	<a href="#">Issue of Equity</a>
10th Jun	<a href="#">Appointment of New CEO</a>
13th May	<a href="#">Holding(s) in Company</a>
12th May	<a href="#">Holding(s) in Company</a>

**Upcoming AEO Events**

No upcoming events.


Recent ↓

**Industry Peer Group**


 **NAHL**  
[Compare vs AEO](#)

 **XLMedia**  
[Compare vs AEO](#)

 **Marimedia**  
[Compare vs AEO](#)

 **InternetQ**  
[Compare vs AEO](#)

 **YouGov**  
[Compare vs AEO](#)

 **Trader Media East**  
[Compare vs AEO](#)

 **M&C Saatchi**  
[Compare vs AEO](#)

 **Huntsworth**  
[Compare vs AEO](#)

[Consumer Cyclicals](#)

[Media & Publishing](#)