

Aeorema Communications

AEO 67p ▲ 0.0 0.0%

Market Cap
Enterprise Value
Revenue
Position in UK Edition

£5.79m
£4.32m
£4.14m
1674th

Value 68
Quality 82
Momentum 79
StockRank™ 88

Zoom 1w 1m 6m YTD **1y** 3y 5y All



Momentum		
Relative Strength (%)		
1m	-9.5%	●
3m	+19.1%	●
1yr	+283.7%	●
Volume Change (%)		
10d v 3m	-44.4%	●
Price vs... (%)		
52w High	-26.8%	●
50d MA	-5.40%	●
200d MA	+33.4%	●

Growth & Value			vs. industry	vs. market
12m Forecast Rolling				
PE Ratio (f)	10.1	■	■	■
PEG Ratio (f)	0.68	■	■	■
EPS Growth (f)	17.5 %	■	■	■
Dividend Yield (f)	3.26 %	■	■	■
Valuation (ttm)				
Price to Book Value	3.55	■	■	■
Price to Tang. Book	4.58	■	■	■
Price to Free Cashflow	8.56	■	■	■
Price to Sales	1.40	■	■	■
EV to EBITDA	8.55	■	■	■

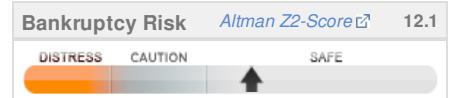
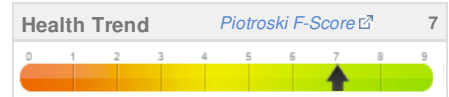
Margin of Safety (beta)	
Broker Target	■ 34%
Relative to Sector	■ 6%
Graham Formula	■ 94%
Stability Value (EPV)	■ -53%

Screens Passed

AEO doesn't qualify for our screens.
Find out why: [View Checklists](#)

Quality			vs. industry	vs. market
Return on Capital	28.9 %	■	■	■
Return on Equity	25.0 %	■	■	■
Operating Margin	11.4 %	■	■	■

Financial Summary											Balance Sheet · Income Statement · Cashflow	
Year End 30th Jun	2008	2009	2010	2011	2012	2013	TTM	2014E	2015E	CAGR / Avg		
Revenue	£m 1.57	1.27	1.81	2.15	2.84	3.99	4.14	4.20	4.50	+20.6%		
Operating Profit	£m -0.62	-0.27	-0.018	-0.093	-0.038	0.31	0.47					
Net Profit	£m -0.53	-0.25	0.051	-0.11	-0.086	0.27	0.37	0.50	0.60			
EPS Reported	p -5.41	-2.52	0.64	-1.38	-0.49	3.25	4.21					
EPS Normalised	p -1.79	-2.52	0.64	-1.19	-0.49	2.76	4.21	5.80	6.70			
EPS Growth	%						+2,102	+110	+15.5			
PE Ratio	x					24.3	15.9	11.6	10.00			
PEG	x					0.23	0.15	0.75	0.61			
Profitability												
Operating Margin	% -39.0	-21.2	-1.0	-4.3	-1.3	7.6	11.4			-9.9%		
ROA	%	-13.7	3.1	-6.7	-2.2	12.0	16.6					
ROCE	% -37.1	-21.1	-1.4	-7.6	-3.1	20.3	28.9			-8.3%		
ROE	%	-16.8	3.9	-8.6	-3.2	20.6	25.0			-0.9%		
Cashflow												
Op. Cashflow ps	p 0.021	0.14	-1.68	-1.04	3.33	9.85	8.59			+244.1%		
Capex ps	p 1.29	0.85	0.47	0.60	0.18	0.60	0.90			-14.2%		
Free Cashflow ps	p -1.27	-0.72	-2.14	-1.64	3.16	9.26	7.70					
Dividends <small>Last ex-div: 23rd Oct, paid: 29th Nov more...</small>												
Dividend ps	p							1.90	2.20			
Dividend Growth	%								+15.8			
Dividend Yield	%							2.84	3.28			
Dividend Cover	x							3.05	3.05			
Balance Sheet												
Cash etc	£m 0.99	0.84	0.64	0.53	0.76	1.58	1.47			+9.9%		
Working Capital	£m 1.08	0.75	0.76	0.73	0.77	1.05	1.17			-0.6%		
Net Fixed Assets	£m 0.15	0.17	0.18	0.13	0.086	0.086	0.098			-9.6%		
Net Debt	£m -0.99	-0.84	-0.64	-0.53	-0.76	-1.58	-1.47					
Book Value	£m 1.65	1.27	1.29	1.22	1.22	1.50	1.63			-1.8%		
Average Shares	m 9.80	9.78	7.96	7.84	7.90	8.61	8.78			-2.6%		
Book Value ps	p 16.8	15.1	16.5	15.5	15.2	18.7	20.3			+2.1%		



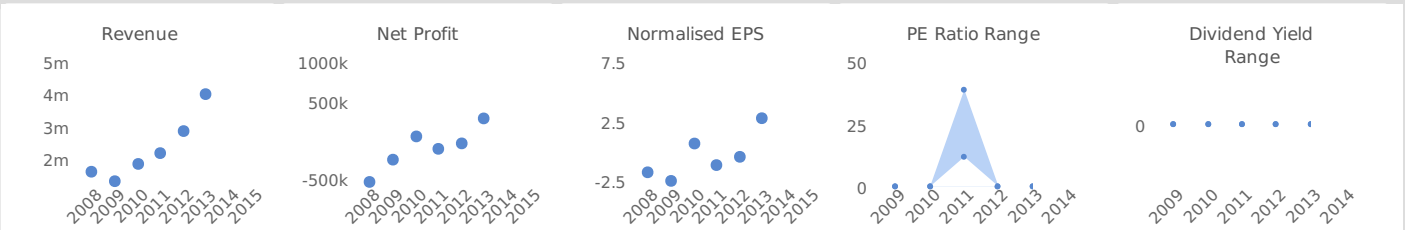
Earnings Manipulation Risk **LOW**



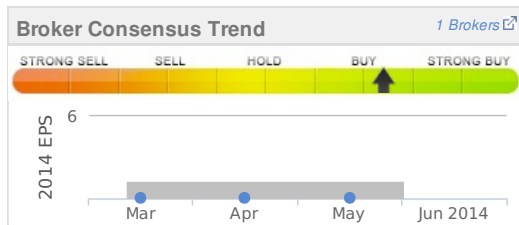
Other Ratios			
Leverage (ttm)			
Gross Gearing	% 0.000	0.000	
Net Gearing	% -90.1	●	
Cash / Assets	% 58.6	●	
Liquidity (ttm)		Efficiency (ttm)	
Curr. Ratio	2.34 ●	Asset Turnover	1.61
Quick Ratio	2.33 ●	Rec's Turnover	6.92
Interest Cov.	100.0 ●	Stock Turnover	936.3

Recent History			vs. industry	vs. market
Latest interim period (ended 31st Dec '13) vs. prior year				
Sales Growth	8.59 %	■	■	■
EPS Growth	224.7 %	■	■	■
3yr Compound Annual Growth Rate				
Sales Growth	30.2 %	■	■	■
EPS Growth	63.6 %	■	■	■
DPS Growth	n/a %	■	■	■


Graphical History Current Fiscal Year 2014



Broker Forecasts	30th Jun 2014			30th Jun 2015		
Price Target: 90.0 (+34.31% above Price)	Net Profit	EPS	DPS	Net Profit	EPS	DPS
Est. Long Term Growth Rate: n/a	(£)	(p)	(p)	(£)	(p)	(p)
Consensus Estimate	500k	5.80	1.90	600k	6.70	2.20
1m Change	-	-	-	-	-	-
3m Change	-	-	-	-	-	-



Profile Summary [Home Page](#) · [News Releases](#) · [Investor Relations](#) · [Financial Information](#) · [Corporate History/Profile](#) · [Executives](#) · [Products/Services](#)


 Aeorema Communications Plc, formerly Cheerful Scout Plc, is a United Kingdom-based company. The Company is a consultancy that specializes in devising and delivering corporate communication solutions. It uses story-telling to engage audiences. The Company operates in three business segments: On Screen, DVD and Interactive and Events. Its works include The Fortune Teller for Allen and Overy, Success is in the detail for Deloitte, Global conference films for BP and Payments for Parents COI. During the fiscal year ended June 30, 2010 (fiscal 2010), it established a new corporate events division. From July 2010, the Company integrated the DVD subsidiary into On Screen division. As of June 30, 2010, it also held 60% interests in Business Data Interactive Limited. In March 2012, the Company acquired ST16 Limited. In December 2012, the Company disposed ST16 Limited.

Directors: Gary Fitzpatrick (CEO), Peter Litten (VCH), Steven Quah (EDR) 49, Michael Hale (NEC), Stephen Garbutta (NED), Richard Owen (NED) 66,

No. of Employees: 20

No. of Shareholders: 0

Last Annual	June 30th, 2013	Sector	Consumer Cyclicals
Last Interim	December 31st, 2013	Industry	Media & Publishing
Shares in Issue	8,637,500	Index	FTSE Aim All Share,
ISIN	GB00B4QHH456	Exchange	London Stock Exchange (AIM)
		Eligible for	an ISA? <input checked="" type="checkbox"/> a SIPP? <input checked="" type="checkbox"/>



Address Moray House,23-31 Great Titchfield Street, LONDON, W1W 7PA, United Kingdom

Web <http://www.cheerfulscout.com/>

Phone +44 20 72910444

Contact N.J. Newman (Secy.)

Auditors Baker Tilly

AEO Quote				AEO Share Price Performance			
AEO Share Price	Day's Change	Volume	Bid - Ask	Low - High	Spread	1 year	
GBp	◆ 0.0 0.0%	19,118	64.0 - 70.0	0.0 - 0.0	896bps	1 week	
67p		Avg Vol (3m)	Open - Close	12m Range	Beta	-200% 0% 200% 400%	
Traded 4:21pm · Minimum 15 min delayed · NMS: 2.00k		55,389	67.0 - 67.0	0.0 - 0.0	0.94		

Latest AEO News Announcements (delayed) [More »](#)









Tue 10:38am	Appointment of New CEO
13th May	Holding(s) in Company
12th May	Holding(s) in Company
7th May	Holding in Company & Change of Auditor
15th Apr	Holding(s) in Company
15th Apr	Holding(s) in Company

Upcoming AEO Events

Wednesday 23rd October, 2013
Dividend For AEO.L

Recent ↓

Industry Peer Group

	Next Fifteen Commu... Compare vs AEO
	Cello Compare vs AEO
	NAHL Compare vs AEO
	Marimedia Compare vs AEO
	XLMedia Compare vs AEO
	InternetQ Compare vs AEO
	YouGov Compare vs AEO
	Trader Media East Compare vs AEO

Consumer Cyclicals Media & Publishing

Use of our data service is subject to express Terms of Service. Please see our full site disclaimer for more details. In particular, it is very important to do your own research (DYOR) and seek professional advice before making any investment based on your own personal circumstances. Please note that the information, data and analysis contained within this stock report: (a) include the proprietary information of Stockopedia's third party licensors and Stockopedia; (b) should not be copied or redistributed except as specifically authorised; and (c) are not warranted to be complete, accurate or timely. You should independently research and verify any information that you find in this report. Stockopedia will not be liable in respect of any loss, trading or otherwise, that you may suffer arising out of such information or any reliance you may place upon it. Past performance is no guarantee of future results. The value and income derived from investments may go down as well as up. © Stockopedia 2014.