

Fevertree Drinks

FEVR 259.13p ▲ 0.3 0.1%

Market Cap
Enterprise Value
Revenue
Position in UK Edition

£298.6m
£295.3m
£34.7m
4539th

Value 5
Quality ▲ 91
Momentum 74
StockRank™ ▲ 58

Zoom 1w 1m 6m YTD 1y 2y 3y 5y All



Momentum	
Relative Strength (%)	
1m	+25.6% ●
3m	+35.6% ●
1yr	+53.2% ●
Volume Change (%)	
10d v	+352.6% ●
3m	
Price vs... (%)	
52w High	-2.9% ●
50d MA	+21.5% ●
200d MA	+31.6% ●

Growth & Value		vs. industry	vs. market
12m Forecast Rolling			
PE Ratio (f)	31.9		
PEG Ratio (f)	0.58		
EPS Growth (f)	124.8 %		
Dividend Yield (f)	0.79 %		
Valuation (ttm)			
Price to Book Value	5.61		
Price to Tang. Book	34.3		
Price to Free Cashflow	65.1		
Price to Sales	8.61		
EV to EBITDA	33.2		

Margin of Safety (beta)	
Broker Target	-7%
Relative to Sector	-49%
Graham Formula	-50%
Stability Value (EPV)	-83%

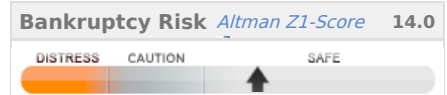
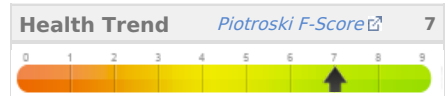
Screens Passed 1

FEVR qualifies for **Charles Kirkpatrick Growth Screen (in Growth Investing)**.

[View Screen](#) · [View Checklist](#)

Quality		vs. industry	vs. market
Return on Capital	13.1 %		
Return on Equity	5.01 %		
Operating Margin	23.3 %		

Financial Summary		Balance Sheet · Income Statement · Cashflow								
Year End 31st Dec		2009	2010	2011	2012	2013	2014	2015E	2016E	CAGR / Avg
Revenue	£m	0.000	0.000	11.8	16.2	23.3	34.7	43.0	53.5	+43.1%
Operating Profit	£m	0.000	0.000	3.17	3.62	2.98	8.09			+36.7%
Net Profit	£m	0.000	0.000	2.31	2.65	-2.06	1.30	8.80	11.0	-17.5%
EPS Reported	p	0.000	0.000	2.01	2.30	-1.79	1.54			-8.4%
EPS Normalised	p	0.000	0.000	2.01	2.47	-0.009	2.23	7.60	9.60	+3.5%
EPS Growth	%				+23.1			+241.6	+26.3	
PE Ratio	x						116.5	34.1	27.0	
PEG	x						0.49	1.30	n/a	
Profitability										
Operating Margin	%			26.8	22.3	12.8	23.3			+21.3%
ROA	%			62.8	30.6	-6.1	2.1			
ROCE	%			63.9	47.5	5.6	13.1			+32.5%
ROE	%			93.2	42.2	-67.1	5.0			+18.3%
Cashflow										
Op. Cashflow ps	p	0.000	0.000	0.79	1.79	0.88	5.77			+94.2%
Capex ps	p	0.000	0.000	0.012	0.012	0.16	0.32			+204.8%
Free Cashflow ps	p	0.000	0.000	0.78	1.78	0.73	5.46			+91.5%
Dividends										
Last ex-div: 23rd Apr; paid: 22nd May										
more...										
Dividend ps	p						0.30	1.90	2.40	
Dividend Growth	%							+533.3	+26.3	
Dividend Yield	%						0.12	0.74	0.93	
Dividend Cover	x						5.14	4.00	4.00	
Balance Sheet										
Cash etc	£m	0.000	0.000	2.09	4.15	3.35	9.58			+66.2%
Working Capital	£m	n/a	n/a	4.95	7.59	7.96	16.9			+50.7%
Net Fixed Assets	£m	0.000	0.000	0.014	0.017	0.17	0.36			+198.4%
Net Debt	£m	0.000	0.000	-2.09	-4.15	49.2	-3.32			
Book Value	£m	0.000	0.000	4.96	7.61	-1.47	53.3			+120.7%
Average Shares	m	0.000	0.000	115.2	115.2	115.2	84.1			-10.0%
Book Value ps	p	0.000	0.000	4.30	6.60	-1.28	46.2			+120.7%



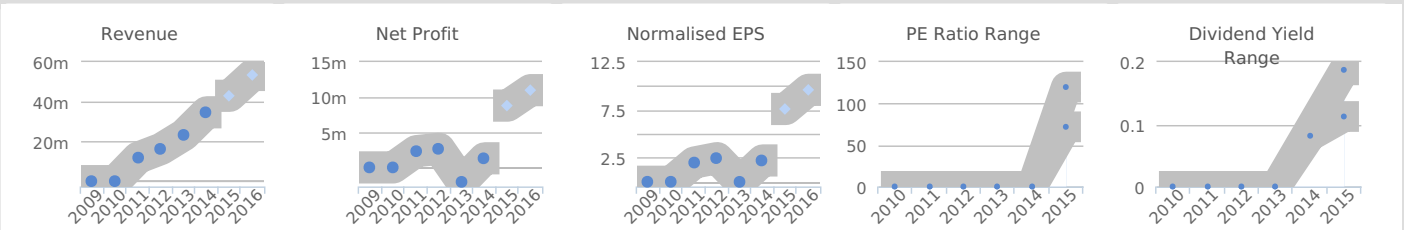
Earnings Manipulation Risk LOW



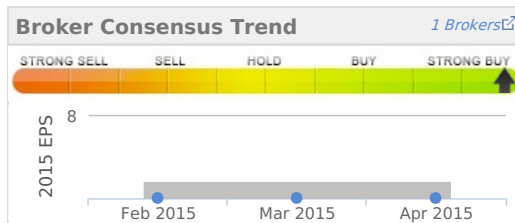
Other Ratios	
Leverage (ttm)	
	total ex intang
Gross Gearing	% 11.8 72.0 ●
Net Gearing	% -6.24 -38.2 ●
Cash / Assets	% 14.2 ●
Liquidity (ttm)	
Curr. Ratio	4.13 ●
Quick Ratio	3.32 ●
Interest Cov.	1.45 ●
Efficiency (ttm)	
Asset Turnover	0.55
Rec's Turnover	4.94
Stock Turnover	4.94

Recent History		vs. industry	vs. market
Latest interim period (ended 31st Dec '14) vs. prior year			
Sales Growth	43.0 %		
EPS Growth	214 %		
3yr Compound Annual Growth Rate			
Sales Growth	43.1 %		
EPS Growth	3.53 %		
DPS Growth	n/a %		

Graphical History *Current Fiscal Year 2015*



Broker Forecasts	31st Dec 2015			31st Dec 2016		
Price Target: 2.40 (-7.41% below Price)	Net Profit	EPS	DPS	Net Profit	EPS	DPS
Est. Long Term Growth Rate: n/a	(£)	(p)	(p)	(£)	(p)	(p)
Consensus Estimate	8.80m	7.60	1.90	11.0m	9.60	2.40
1m Change	-	-	-	-	-	-
3m Change	-	-	-	-	-	-



Profile Summary



Fevertree Drinks plc is a United Kingdom-based supplier of carbonated mixers for alcoholic spirits with distribution in approximately 50 countries internationally. The Company sells a range of carbonated mixers to hotels, restaurants, bars and cafes (on trade), as well as supermarkets and off-licenses for retail purchase (off trade).

The Company's drinks consist of INDIAN TONIC WATER, NATURALLY LIGHT TONIC WATER, MEDITERRANEAN TONIC WATER, ELDERFLOWER TONIC WATER, SPRING SODA WATER, SICILIAN LEMONADE, LEMON TONIC, GINGER ALE, GINGER BEER AND NATURALLY LIGHT GINGER BEER. The Company's products are used as mixers for cocktails. The Company's other key markets include the United States, Spain and Belgium.

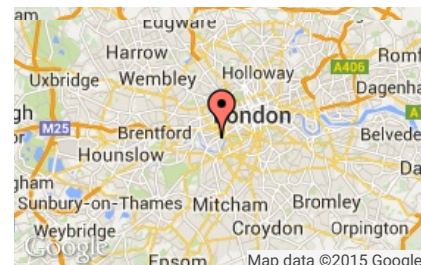
Directors: [Bill Ronald \(CHM\) 59](#), [Timothy Warrillow \(CEO\) 39](#), [Charles Rolls \(VCH\)](#), [Andrew Branchflower \(FID\)](#), [Christopher Cohen \(OTH\) 47](#), [Anita Hawk \(OTH\) 30](#), [Claire Huntingford \(OTH\) 33](#), [Saskia Stoop \(OTH\) 30](#), [David Adams \(NID\) 59](#), [Coline McConville \(NID\) 50](#).

No. of Employees: 20

No. of Shareholders: 0

Last Annual December 31st, 2014
Last Interim December 31st, 2014
Shares in Issue 115,240,896
Free Float 69.6m (60.4%)

Sector Consumer Defensives
Industry Beverages
Index FTSE Intl-aim All Share , FTSE Intl-aim 100 , FTSE Intl-aim UK 50 ,
Exchange London Stock Exchange (AIM)
Eligible an ISA? a SIPP?
for



Address The Plaza 535 Kings Road, LONDON, SW10 0SZ, United Kingdom

Web <http://www.fever-tree.com>

Phone +44 20 73494922

Contact ()

Auditors BDO LLP

FEVR Quote

FEVR Share Price
GBP

259.13p

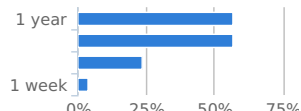
Traded 3:37pm · Minimum 15 min delayed · NMS: 5.00k

Day's Change

▲ 0.3 0.1%

Volume	Bid - Ask	Low - High	Spread
12,109,050	257.3 - 261.0	257.0 - 266.8	145bps
Avg Vol (3m)	Open - Close	12m Range	Beta
358,740	260.0 - 259.1	175.0 - 260.0	0.00

FEVR Share Price Performance



Latest FEVR News Announcements (delayed)

[More »](#)

Thu 5:03pm [Sale of Ordinary Shares in Fever-Tree](#)
 Wed 7:00am [2014 Annual Report and Notice of AGM](#)

Upcoming FEVR Events

No upcoming events.

Industry Peer Group

	Distil Compare vs FEVR
	Gusbourne Compare vs FEVR
	Chapel Down Compare vs FEVR
	Stock Spirits Compare vs FEVR
	C&C Compare vs FEVR
	Thai Beverage PCL Compare vs FEVR
	Diageo Compare vs FEVR
	Fevertree Drinks Compare vs FEVR

[Consumer Defensives](#)

[Beverages](#)

